



NASTURTIUM

Cut as a two part stencil, flowers on one sheet, leaves on the other. Use dotted outlines to match up each part.



Stencilled design painted on white t-shirt. Orange / mandarin blended flowers combined with teal leaves to match the colour of a favourite pair of shorts!



SINGING in the RAIN

" ... what a wonderful feeling,
I'm happy again"



DESIGN
PLACEMENT

If you're a child of the '50s or before, you'll know this lovely old song. If you're not, I simply invite you to enjoy one of my happy designs!


- Use the design as you see it for a garment or home décor.
- Trace an umbrella upside down and fill it with painted – or embroidered – flowers, or ribbon roses.
- Scatter umbrellas across a garment

Just have fun with it ...

Anne



FRUITS of the HARVEST



Enjoy this favourite bowl of fruit from one of my projects in a craft magazine many years ago, and still as relevant today as it was back then. Design was painted using dry roller stencilling technique for a textured look, or you could use sponging technique – or however you want to add your own touches. *Here's to your good health!*