


Enhance the many twists and turns of our Fabulous Fabrics skills through my projects in *Embellish* magazines. Here's a list of the back issues with my techniques and ideas.



Since June 2017, it has been a real pleasure – and privilege – to have been asked to write articles for *Embellish* magazine from Artwear publications. There have been a few ‘gaps’ in my writing to allow me to concentrate on travelling for workshop programs and recent knee surgery. Thank you, editor Lynda, for granting me that. In my projects I aim to expand beyond ‘the basics’ that you’ll find in our Handbooks, and on my videos on Facebook and my website. The aim is always to challenge you, the reader, to explore further than what you read in the magazines by throwing in extra ideas and inspirations to enhance your individual creativity ... to wonder “Mmmm, if that works, what will happen if I try ... such-and-such ... ???”



So ... how can you catch up with my earlier projects? Order them from me, or from the girls at Artwear Publications, until supplies run out. The details on these pages will help. Magazine covers are listed L to R, top to bottom:

#30 – THEME Papua New Guinea - green frog on cover: “Tropical Lizards” teaches the use of stencils for Heliography (sun printing), with painted lizards added to the mop-up fabric, used as a background to create matching pieces!

#32 – THEME India - Indian Spice Bag on white cover: “Capturing Memories” explores how to use a favourite image or memory and design your own stencils to create a permanent representation of it to use in your personal projects.

#34 – THEME Scotland - hauntingly grey hills expressed in felt: “Tartan” shows how to design a plaid pattern very simply using masking tape, paint and rollers.

#35 – THEME Farmyard – felted rural scene on cover: “Resist with a Twist” teaches techniques to create layers of design that are ‘the same only different’, useful for making your own unique fabrics to coordinate in your projects.

#36 – THEME China – embroidered lotus bud on cover: “Resists with More Twists!” takes the ideas and skills from issue #35 even further, developing the look of simple batik as well as symmetrical designs.








#37 – THEME Fire and Heat – Fire Flower on cover: “Microwave Masterpieces” uses the heat and steam of the microwave to develop designs and patterns not achievable by air drying. When using non-toxic Liquid Radiance colours, there’s no need for a separate microwave oven. It is perfectly safe to use the same microwave for cooking both food AND fabrics!

#38 – THEME Antarctica – Penguins on cover: “Nicely Iced” is a stunningly simple technique where melting ice creates the magic by adding colours to the tips of ‘icebergs’!

#42 – THEME Fiji – cross-stitch glasses case with shells on cover: “Fantasy Fish” is a colourful project in traditional silk painting techniques, resist (‘gutta’) skills that can be traced back to their origins in Southern Europe around 500 years ago. We have simplified this beautiful art using modern paint technology. And no, you don’t need to be able to draw. I can’t. My designing notes will show you just how simple this art can be, with a little help!

#43 – THEME Layers – MY FIRST FRONT COVER!: “Salted Sandwiches Anyone?” explores the use salt strategically placed between layers of fabric coloured differently – or not at all! – with spectacular results. This technique definitely makes it fun to watch paint drying! Unbelievable !!!

Issue 44 – THEME Madagascar – Ammonite fossil on cover: “Print it Your Way” demonstrates a very simple printing method resembling screen prints, but without all the mess and paint wastage. So simple you won’t believe it. This method works for any line design whatsoever.




LEARN

DESIGN


CREATE



And there's more! Find lots of videos and support notes on my Website, and extra lessons on my YouTube channel. Use the QR code for immediate access ...




#45 – THEME Textures – felted pot on cover: In **“From the Pantry”**, we open the door and delve into an exciting world of textures created by different salts – and sugars. From large pieces of fabric to silk scarves, the effects produced will be as individual as what you can find in *your* pantry.




#46 – THEME Canada – MY SECOND FRONT COVER !!!: **“Falling Leaves”** are real maple leaves from Canada, brought home via a photograph – a treasured memory of our daughter’s year on student exchange. Using a stencil of the leaves, we create this stunning design in metallic paints tinted with colours. The possibilities for these colour combinations are endless.



#47 – THEME Silk – Silk Flowers on a felted background: **“Tulip Time”** As an avid silk painter, what better opportunity is there for us to paint some of my favourite flowers, using different blending techniques to further expand your skills beyond the simplistic style of “Fantasy Fish” in issue #42.



#50 – THEME Scandinavia – MY FRONT COVER 3, blue hexagons: **“From Mountains to the Sea”** More salting techniques to explore, in both one-colour and multi-colour techniques. Learn how different salts will create different results – and, most importantly, learn good salting habits too.



#51 – THEME Lace – FRONT COVER AGAIN !!!: In **“The Luxury of Lace”**, we see how simple it is to design a series of one colour fabrics that will coordinate perfectly for a chosen project; then using different laces, use the power of the sun to create the final designs. Multi coloured pieces can of course be treated in the same way. The technique is called heliography, or sun printing.

#52 – THEME The Maldives – fish and coral on cover: In **“Colours of the Reef”**, we are thinking about gentle waves in the sea, and shapes of the coral. And we’ll achieve it with scrunched-up kitchen foil and a sheet of white plastic!

#53 – THEME Reduce, Renew, Recycle – flowers on clutch purse: **“Create Amazing Makeovers”** Here’s your opportunity to delve into your stash and refresh fabrics that have languished in the cupboard, or don’t quite ‘go’ with your projects. In this issue I show you some amazingly simple fabric conversions. It’s a very different slant on projects we have done so far!

#56 – THEME Hawaii – abstract tropical flowers! **“Fabulous Florals”** - Design your own floral fabrics to reflect the bright colours of the tropics and express your own personality. There are some delightful salting options too.

#57 – THEME Our Pets – Cat in cross-stitch: **“Spots & Dots”** – super simple, super effective printing techniques, and a little stencilling too. Yes it really will have you ‘going dotty’ – and having lots of fun!!!

#58
June '24
LOTS

#59
Sept '24
MORE

#60
Dec '24
FUN





#61
Mar '25
AHEAD

#62
June '25
WITH

#63
Sept '25
YOU !!!

EXCITING NOTE ... *I have recently been given the magazine themes until 2025! I'm excited about what's ahead ... and brain is working overtime, with notes being written already ...*

“Orizomegami”, a publication from Artwear Publications, demonstrates an amazing array of folding methods for designing on fabrics. No I didn’t write this book, but we have it in stock... it relates so well to what we do.



Back issues are available from me, or via the girls at Artwear Publications.

MY PRICES: Up to and including #42 \$8.00 each; from #43 onward \$11.00 each - anne@genesiscreations.com.au | 0418 771 808