

Unique Concepts in Silk and Fabric Painting

MANUFACTURED in AUSTRALIA
OWNED by AUSTRALIANS



FLAT PAINT RANGE

FLATS for LIGHT FABRICS	YELLOW	RED	BLUE	MAGENTA	GREEN	PURPLE	BLACK
	WHITE	BURGUNDY	NAVY	EUCALYPT	SAGE	GENESIS PURPLE	CHOCOLATE
METALLIC FLATS	SILVER	GOLD	COPPER	PEARL	IMPORTANT Apply Flat paints to sit FLAT on the fabric or other surface.	ULTRAMARINE	MANDARIN
ELECTRIC FLATS	YELLOW	PINK	ORANGE	GREEN		OLIVE	CARAMEL
FLATS FOR DARK FABRICS	WHITE	RED	PALE BLUE	LEAF GREEN	SALMON PINK	TEAL	FLESH
	LEMON	HOT PINK	VIOLET	LIME	ORANGE	WATCH for SPECIAL RELEASES of NEW COLOURS in THIS RANGE	

ADDITIVES for FLAT PAINTS

GC™ PAINT THINNER (MEDIUM) Reduces the viscosity (thickness) of our Flat paints, for stenciling and brush techniques	REDUCER Clear paint base. For translucent colours on light fabrics, add a little Flat paint to Reducer.	RETARDANT Increases the drying time of the paint. Add up to 1 part Retardant to 5 parts Flat paint.	ADDITIVES PACK One of each Thinner, Retardant and Reducer 2 x Dispenser Caps and Notes
---	--	--	---

DIMENSIONAL PAINT RANGE : "Derivan" Label

Use as a resist for traditional silk painting, or in decorative painting techniques

GLITTERS	GLITTER GOLD	GLITTER SILVER	GLITTER CRYSTALINA	Enjoy our unique formulations and painting concepts for your creativity! ... © Anne Mitchell 10.17
SLICKS	METALLIC GOLD	METALLIC SILVER	GEM CLEAR	
New Formulation Dimensional Paints - Labelled '3D Kindy-Glitz' - but affectionately known by us as '3DKGs'				

Colour reproduction is as accurate as printing will allow. Electric Flats are fluorescent, and cannot be accurately reproduced in print. Glitter Crystalina and Gem Clear are CLEAR, so will not show on this chart.

Genesis Creations™ Flat Paints for Light Fabrics – Colour Identification Guide

BACKGROUND: Working on the thought that it is simple to tell yellow from red from blue from green (and so on), WE DO NOT PRINT COLOUR NAMES on the labels. That results in a saving of \$2.00 per bottle in production costs; and of course these savings are passed on to you, our students and customers.






YOUR TASK: To write the colour names on the bottles yourself, as desired!

A simple task, to enjoy the savings !!!

BUT WHERE SOME COLOURS MAY BE TRICKY TO IDENTIFY, THERE ARE A FEW THINGS WE DO TO HELP YOU:

1. First up, we suggest you turn the bottle upside down and compare the colour against what you see on the colour chart - See the flip side of this page.
2. You will know what paints you have ordered from us, so let that also be your guide. Check what you have ordered against what is on your invoice.
3. Some paints have a coloured dot on the bottle, if there are three or four of that colour 'type' in our range – See notes below.

PAINTS WITH DOTS:

Blue		Same colour as the Blue in our Liquid Radiance range. Pigment name: phthalo blue	Navy is darker than Blue. Ultramarine is lighter than Blue.
Green		Same colour as the Green in our Liquid Radiance range. Pigment name: phthalo green	Teal is more blueish/whitish
Purple		Clear purple, often thought of as Royal Purple (or Cadbury Purple!)	
Genesis Purple		So called as it is our business colour. It is generally known as aubergine (mix of red and purple.)	Burgundy is more red than Genesis Purple. Chocolate is darker than milk chocolate but lighter than 70% dark choc. Caramel is just that – yummy yellowish brown.
Eucalypt		Mid-yellowish green	Olive is darker – almost black when you see it in the bottle. Sage is grey green, the colour of the herb after which it was named.

ALL FLAT PAINTS and ADDITIVES have a Dark Purple square on their label.

Anything with that Purple letter on its label can be mixed with anything else with the Purple on its label to create whatever colour or painted effect you wish.